

Sump Pump Program Realtor Informational Meeting



AUSTIN, MN
April 17, 2018
4:00 PM
City Hall – Council Chambers

GROWING TOGETHER

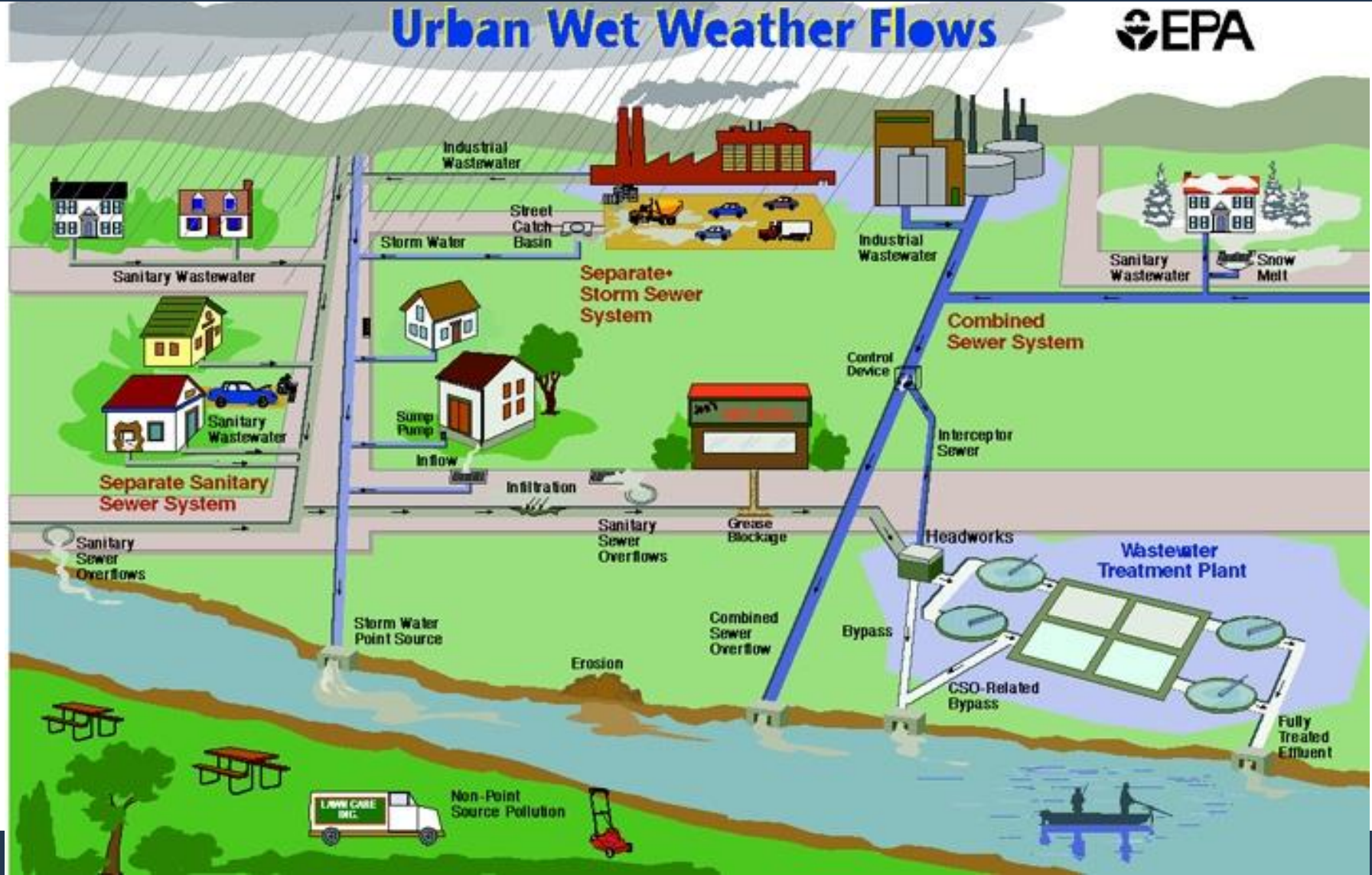
whks

Meeting Objectives

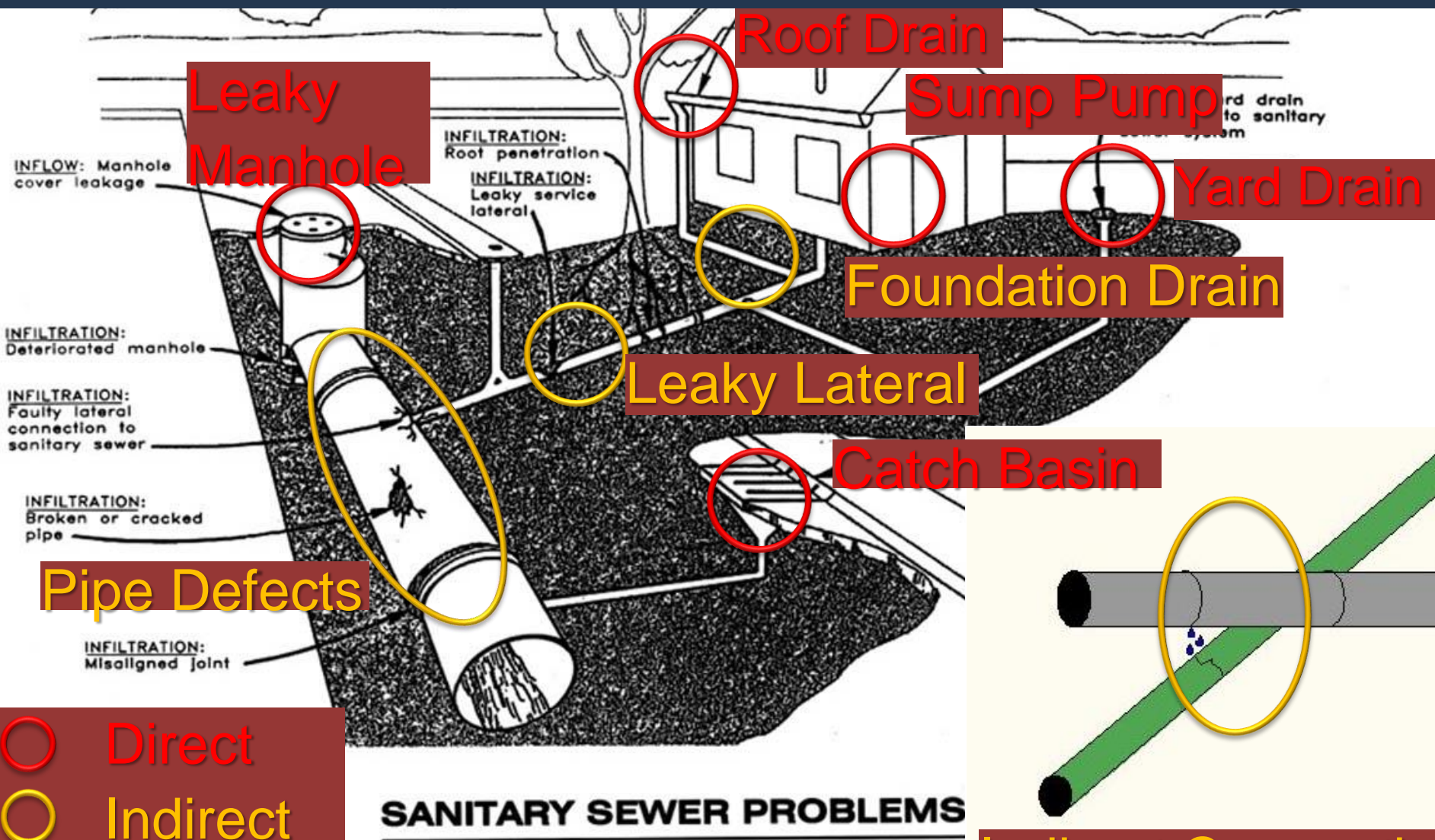


- **What is Infiltration and Inflow?**
- **Why are we doing this program?**
- **Discuss program approach and details**
- **Frequently asked questions**

What is I/I? Inflow and Infiltration



Some Sources of I/I



SANITARY SEWER PROBLEMS

Indirect Connection

I/I in Austin

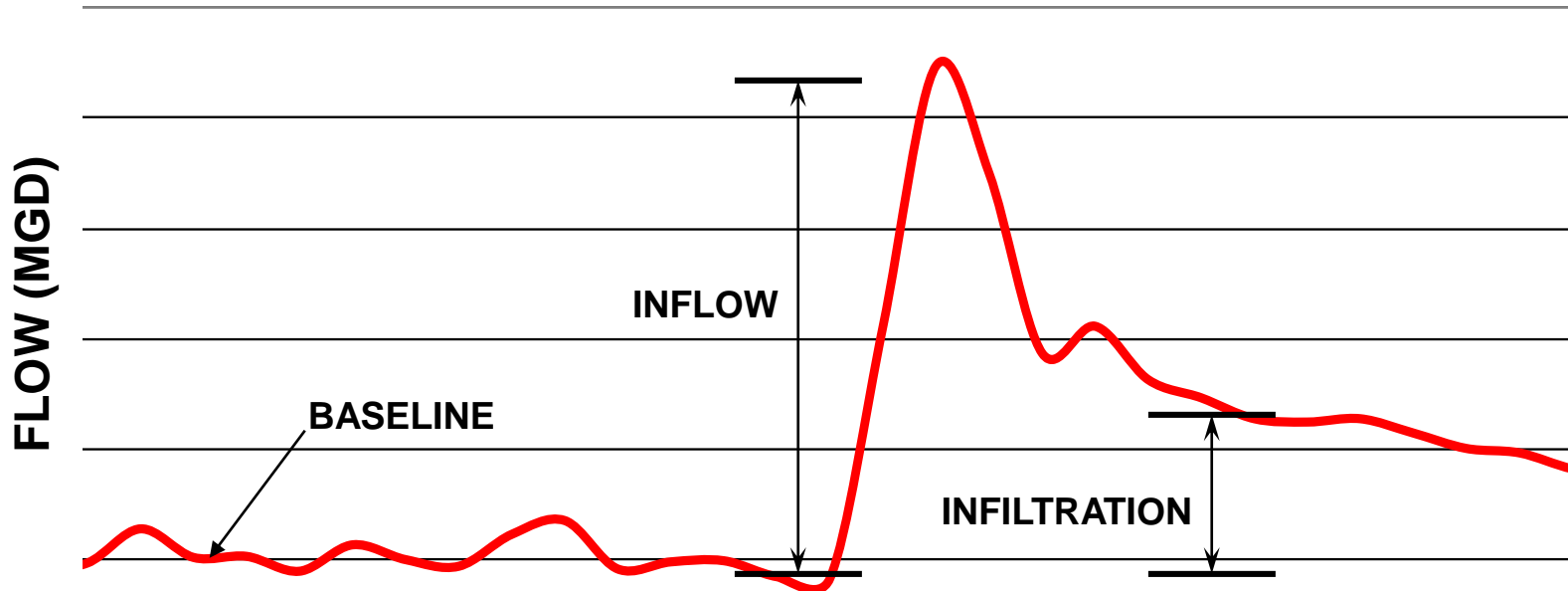



Austin System Description:

Average Dry Weather (ADW) flow (MGD): 2.6

Average Wet Weather (AWW) flow (MGD): 6.3


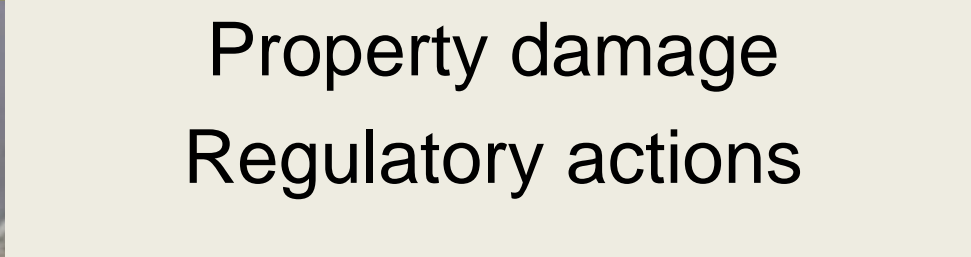
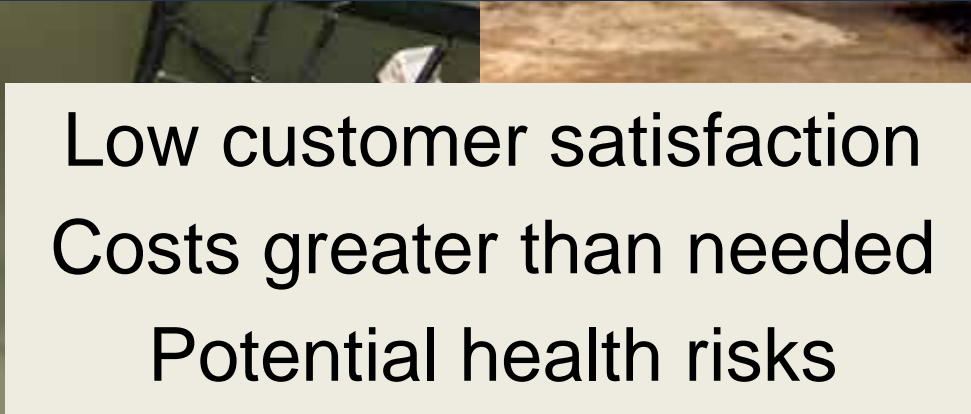
Peak Instantaneous Wet Weather (PIWW) flow (MGD): 19.8 **760% average**



Consequences of Excessive I/I



Low customer satisfaction
Costs greater than needed
Potential health risks
Property damage
Regulatory actions





I/I's Effects on Austin

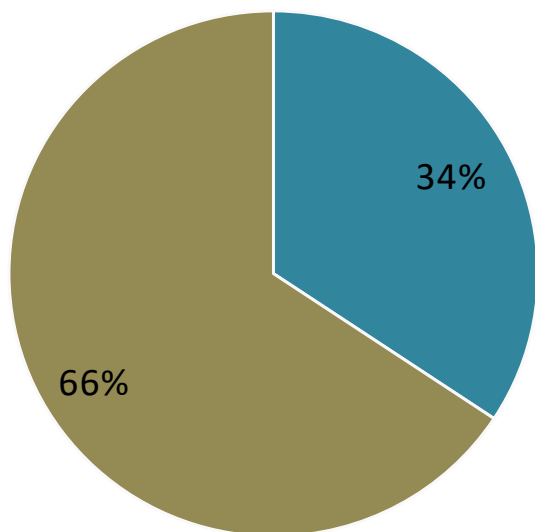
- **Lift Station Upgrades**
- **Sewer Rate Increases**
- **Sanitary Sewer Overflows**
- **EPA Enforcement Order**

Why are we doing this program?



- Sump pump programs are typically the **MOST** cost effective method to reduce I/I in the system.
- Removing I/I from the sanitary sewer:
 - **Saves Money**: Reduces future rate increases
 - **It's the Neighborly thing to do**: Reduces potential for backups & property damage

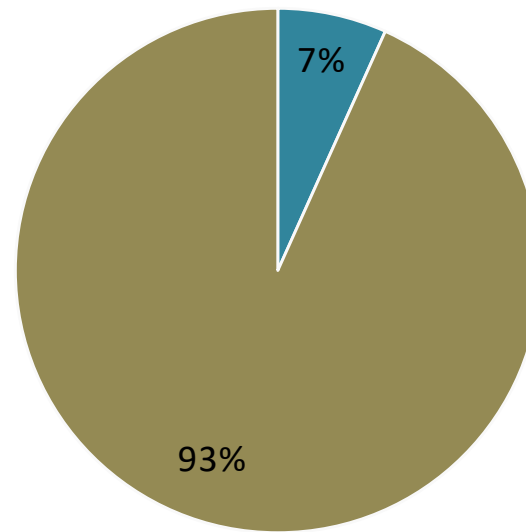
Example Flow Removal & Cost Public Sector vs. Private Sector



■ Private ■ Public

Sources of I/I

vs.



■ Private ■ Public

Cost to Remove I/I

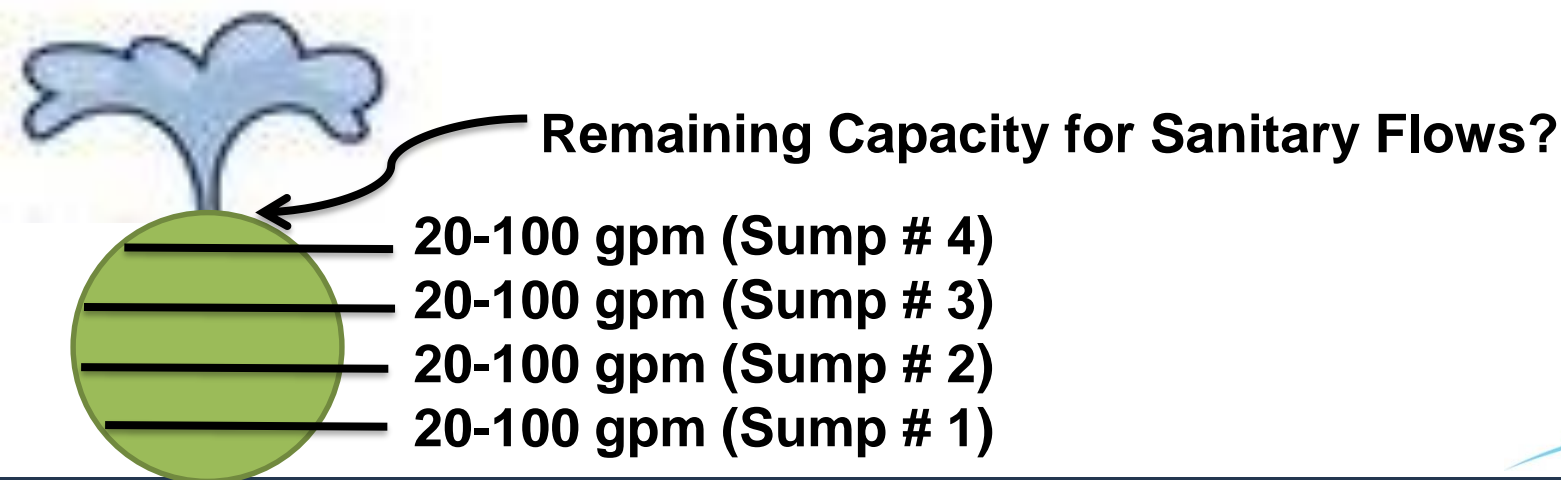
Example from Kutzky/Slatterly Pilot I/I Study, Rochester MN 2008
National averages range from 50/50 - 75/25





Why a Sump Pump Program?

- **A few sump pumps can make a big difference**
 - **Typical sump pump 20-100 gpm a piece**
 - **Typical 8” sewer capacity 350 gpm.**
 - **As few as FOUR pumps can take up the pipe capacity and cause a backup in the neighborhood.**



Sump Pump Program Approach



- **Ordinance Modification**
- **Public Info**
- **Public Meetings**
- **Scheduling**
- **Inspections**

Key Aspects to Ordinance Revision



- **Chapter 3 of Austin Code of Ordinances prohibited clear water connections before Amendment**
- **Amended Ordinance allows City to verify compliance.**

Key Aspects :

- Sump pumps, beaver drains, footing drains, defective laterals, etc are prohibited from discharging to sanitary sewer
- Rigid discharge piping, no valves or flex hose
- Sump pits must have pumps
- City, City's representative, or private plumber inspects
- 30 days to inspect, 90 days to correct deficiencies
- City can issue \$100/month surcharge for violations or no inspection



Realtor Information

- Point of Sale Inspection
 - Same inspection used during Sump Pump Program
 - Not required at this time.
 - Anticipated after all sectors are completed (2024)
- Required Paperwork
- Education of clients on future requirement



Public Info



Austin Sump Inspection

home program information FAQs notices inspection map contact

schedule inspection

SUMP PUMP INSPECTION PROGRAM

Updated 4/11/2018

Received a Letter? [Click Here](#) to Schedule an Inspection

Have a Question? Please call toll free 844-630-0878.

** NEWS **

A Public Informational Meeting was held on Tuesday April 17th 5:30 pm at Austin City Hall in the Council Chambers.

Meeting discussed the scheduling of inspections, length of inspection, proper sump pump connection and other miscellaneous items.

Why is this important?

The City of Austin is starting a mandatory sump pump inspection program. To complete the program the City is divided into six areas: Northwest, Southeast, Northwest (divided into two areas) and Southwest (divided into two areas). In 2018, Southeastern Austin- generally south of

Information available in print and on the web at

- www.AustinSump.com
- City of Austin Social Media

A successful program benefits the City by

- reducing backups,
- protecting health, and
- Controlling costs

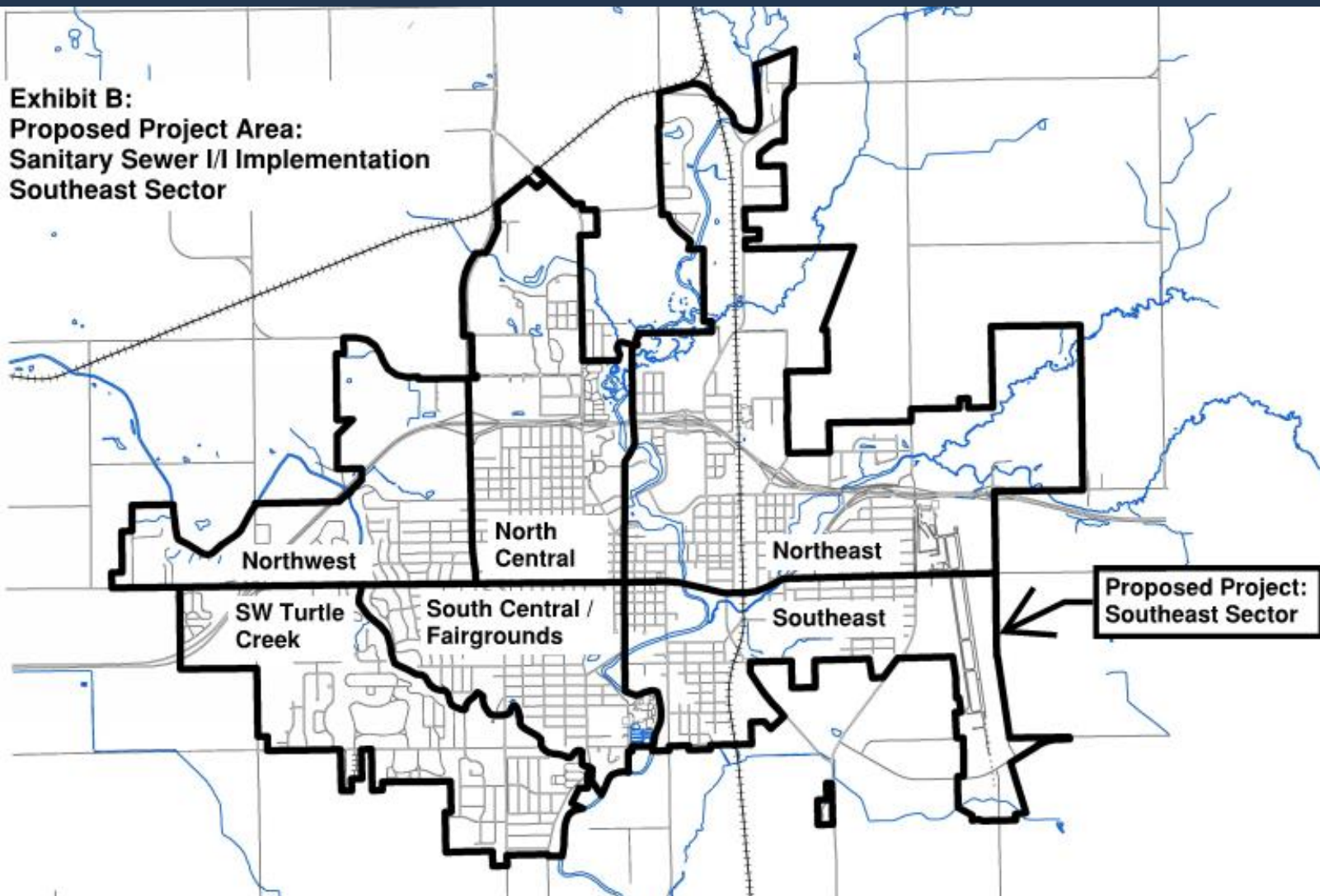


Austin Daily Herald Article

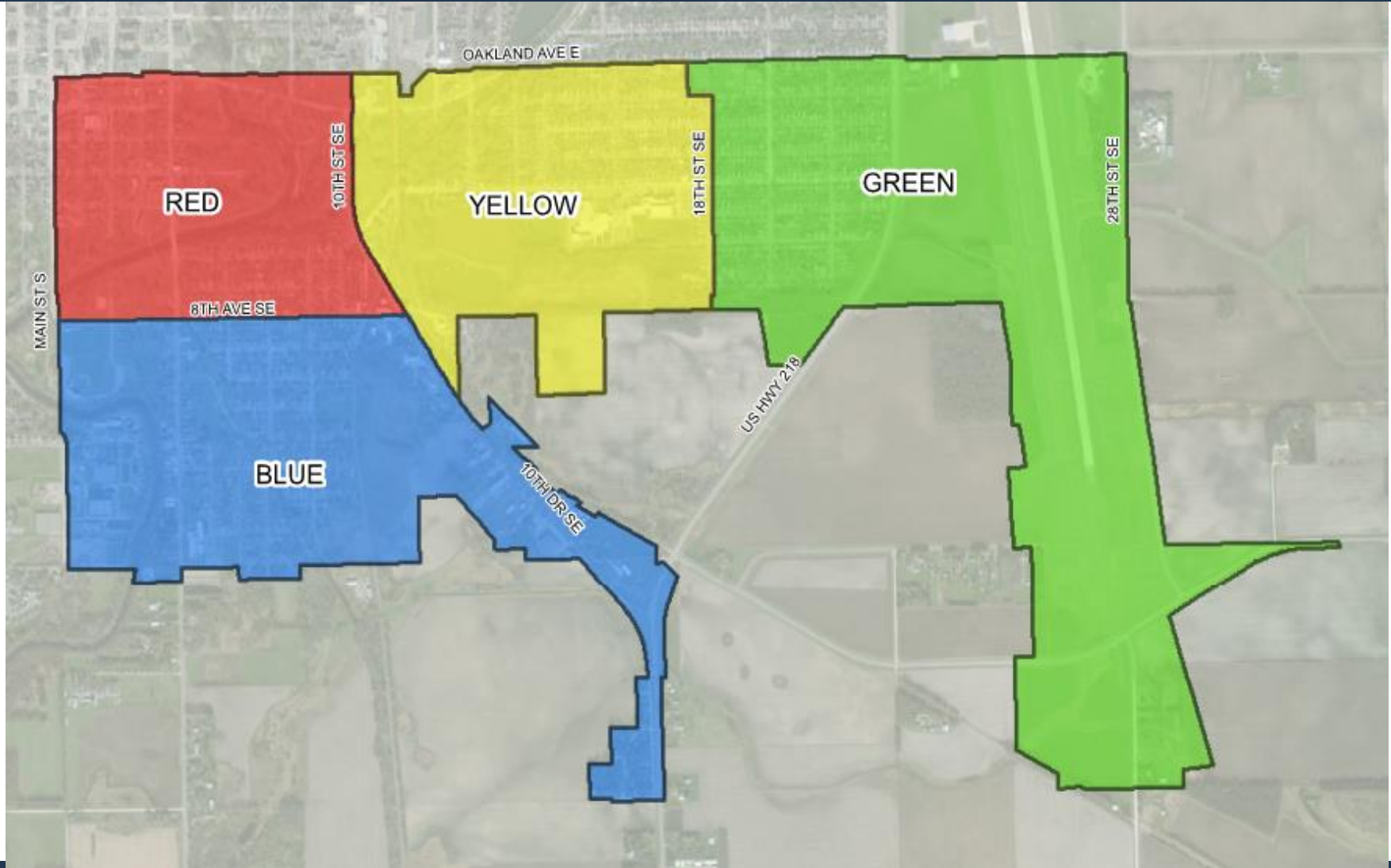
Citywide Sectors



**Exhibit B:
Proposed Project Area:
Sanitary Sewer I/I Implementation
Southeast Sector**



SE Inspection Sectors




The Inspection



- **Completed in under 15 minutes, many under 5 minutes**
- **Adult must be present**
- **Inspector looks at:**
 - **Sump pumps**
 - **Beaver drains**
 - **Roof drains**
 - **Site grading**
- **Occupant and inspector signs**
- **Notice of Violation and instructional diagrams given if needed**

Installation Examples: Sump Pumps




-Rigid Pipe to Outside
PROPER




-Flex Hose to Drain
IMPROPER

Installation Examples: Sump Pumps



-Rigid Pipe to Outside
PROPER

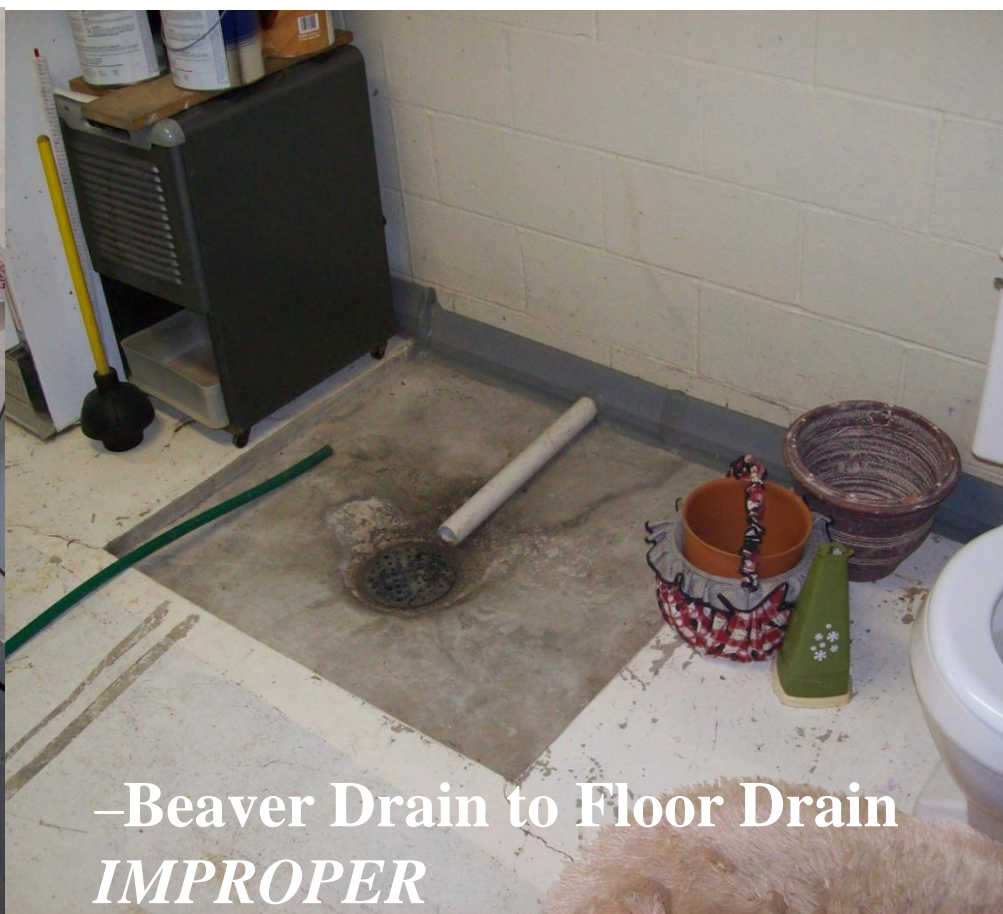


-Flex Hose to Outside
IMPROPER

Installation Examples: Beaver Drains



-Beaver Drain to Sump Pit
PROPER



-Beaver Drain to Floor Drain
IMPROPER

Installation Examples: Beaver Drain / Tile



-Tile into Floor Drain under Cover
IMPROPER

Inspection Form



Inspector _____
 Plumbing License # _____

**City of Austin
 Sump Pump Inspection Report**

A. Initial Inspection

1. Owner and Address:
 - a. Owner Name(s): _____
 - b. Address: _____
 - c. Occupants Name (If different): _____
 - d. Owner Address (s): (If different) _____

2. Date of Initial Inspection: _____

3. Date of construction and Building Type? Building built in year _____ (ex. 1959)
 Note residential, apt., commercial, industrial: _____

4. History of backups or flooding? Note date, source, and actions taken: _____

5. Does building have:
 - a. Yes No Exterior grading sloping towards the building?
 - b. Yes No Roof drains that go into the ground?
 - c. Yes No Basement?
 - d. Yes No Seepage collection (beaver) system?
 - e. Yes No Sump pit?

6. If building has a **roof drain** that goes into the ground, which of the following apply?
 - a. It is properly constructed to discharge to open air or storm system.
 - b. It is improperly constructed to discharge into the sanitary sewer system.
 - c. Discharge location not determined.

7. If there is a **seepage collection (beaver) system**, which of the following apply?
 - a. It is properly constructed to discharge into a sump pit
 - b. It is improperly constructed to discharge into the sanitary sewer system.
 - c. Discharge location not determined.

8. If there is a **sump pit**, which of the following apply?
 - a. Pump is properly plumbed to discharge outside the basement through rigid piping.
 - b. Pump is improperly plumbed to discharge into the sanitary sewer system.
 - c. Pump has the capability of discharging into the sanitary sewer system (ex. flex hose).
 - d. There is a pit with no pump. Plumbing is checked as (a) (b) or (c) if present.
 - e. Discharge location not determined.


9. Other comments (exterior drains, uncapped cleanouts, inactive sump pit, etc): _____

10. Photos taken of Interior Sumps and Collection System, and Building Exterior? Yes No

11. If 6b, 7b, 8b or 8c was checked, a Violation Notice was given to the Occupant or Owner directing them to correct the violation by (date): _____

PASS _____ FAIL _____ City Follow-Up _____

Property Address _____ Page 2 of 2



B. Subsequent Inspection

1. Date of subsequent inspection: _____
2. Inspection conducted by _____
3. Does the building now comply with the applicable Ordinance for the City of Austin?
 Yes No

I hereby verify that the City Representative has inspected the above-described sump pump and the information set forth above is true and correct to the best of my knowledge.

Occupant/Owner

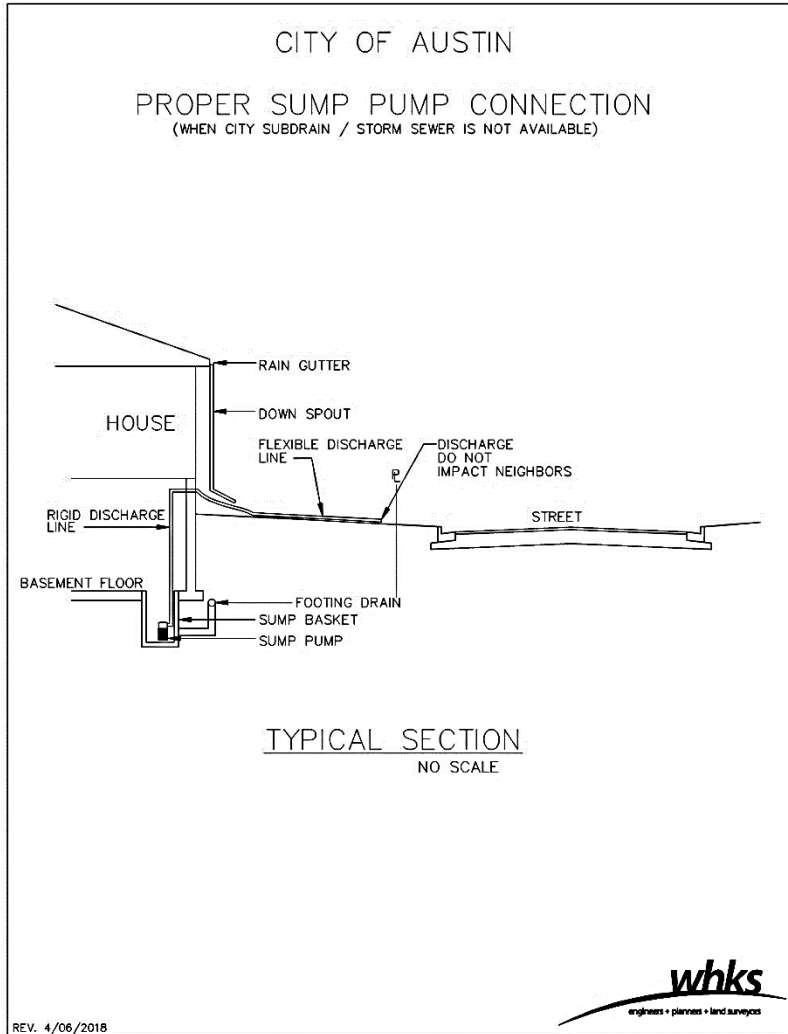
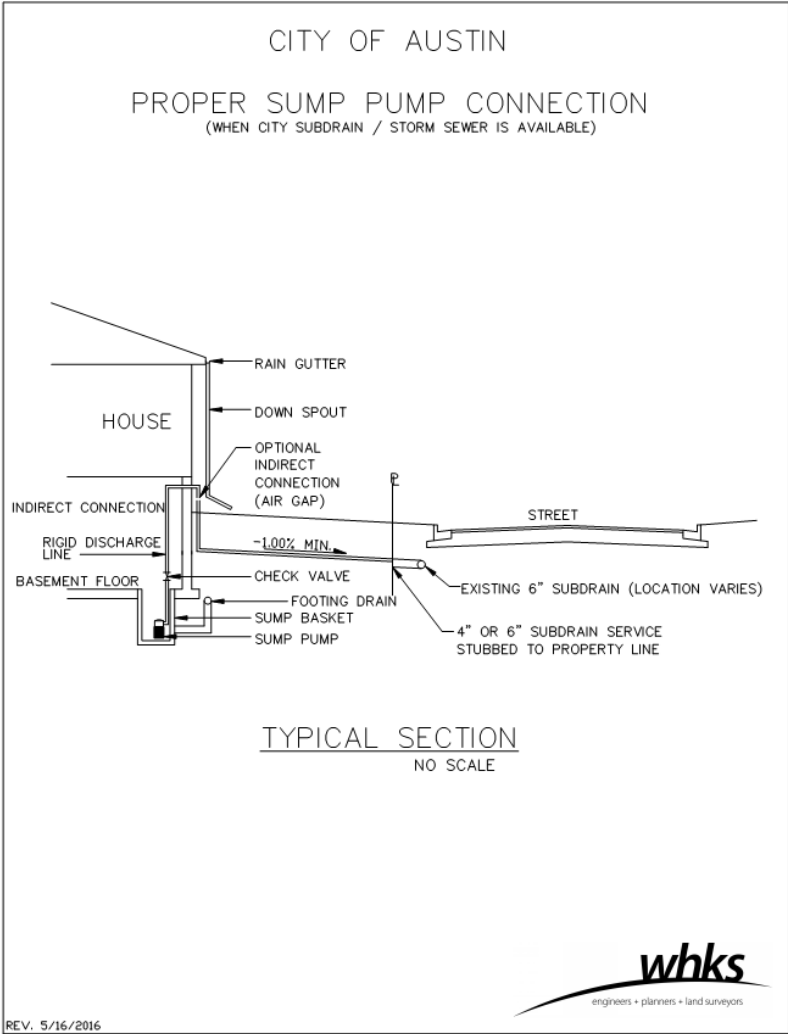
Date _____

I hereby verify that the City Representative has inspected the above-described sump pump and the information set forth above is true and correct to the best of my knowledge.

City Representative
 Licensed Plumbers: sign with license #.

Date _____

Sump Pump Diagrams



Questions?



Contact and Project Information



- Contact/ Project information
 - Bryan Kaemingk, WHKS 507-288-3923
 - Scheduling Website: AustinSump.com
 - Call toll- free: (844) 630-0878